

English Language Proficiency Assessments for California (ELPAC)

Translated Test Directions – English Template All Grades

- This document provides space for the translations of the test directions. A biliterate student or adult can read these directions in conjunction with the ELPAC test.
- This document contains the English message either observed on the computer screen, spoken by the test examiner, or recorded on audio followed by an open space for the translated message to be entered.

Listening—Domain-level Directions

Kindergarten Through Grade One

Screen

Listening Test

Test Examiner (TE) Read Aloud (Gr. K–1)	Translated Message
<p>(TE SAY) Welcome to the Listening section of the ELPAC test.</p> <p>In this part of the test, you will listen carefully. Then you will tell me your answers to some questions. You will point to your answer or tell me your answer with words. If you are unsure of how to respond to a question, just respond the best you can. If you need any questions repeated, just ask. If you are having trouble hearing the test, let me know.</p> <p>You will now begin the Listening questions.</p>	<p>(TE SAY)</p>

Grade Two

Screen

Welcome to the Listening section of the ELPAC test.

In this part of the test, you will listen carefully. Then you will tell me your answers to some questions. You will point to your answer or tell me your answer with words. If you are unsure of how to respond to a question, just respond the best you can. If you need any questions repeated, just ask. If you are having trouble hearing the test, let me know.

You will now begin the Listening questions.


Test Examiner (TE) Read Aloud (Gr. 2)	Translated Message
<p>(TE SAY) Welcome to the Listening section of the ELPAC test.</p> <p>In this part of the test, you will listen carefully. Then you will tell me your answers to some questions. You will point to your answer or tell me your answer with words. If you are unsure of how to respond to a question, just respond the best you can. If you need any questions repeated, just ask. If you are having trouble hearing the test, let me know.</p> <p>You will now begin the Listening questions.</p>	<p>(TE SAY)</p>



Grades Three Through Five

Screen

Welcome to the Listening section of the ELPAC test.




Make sure your desk is clear of all books, backpacks, cell phones, and electronic devices. These may not be used during the test.

In the Listening section, you will hear conversations, stories, and presentations. Use the  PLAY button to listen to them. You will hear them only once, so listen carefully.

Each question on the Listening test has a  PLAY button. You can use the  PLAY button at any time to hear the questions again. You must answer all the questions that go with each recording before you can go on to the next recording.

As you listen, you may take notes on scratch paper or you may take notes in the notepad section of the test.

When you are ready, select **Next** to begin the Listening questions.


Recorded Audio (Gr. 3–5)	Translated Message
<p>(Audio) Welcome to the Listening section of the ELPAC test.</p> <p>Make sure your desk is clear of all books, backpacks, cell phones, and electronic devices. These may not be used during the test.</p> <p>In the Listening section, you will hear conversations, stories, and presentations. Use the  PLAY button to listen to them. You will hear them only once, so listen carefully.</p> <p>Each question on the Listening test has a  PLAY button. You can use the  PLAY button at any time to hear the questions again. You must answer all the questions that go with each recording before you can go on to the next recording.</p> <p>As you listen, you may take notes on scratch paper or you may take notes in the notepad section of the test.</p> <p>When you are ready, select Next to begin the Listening questions.</p>	<p>(Audio)</p>



Grades Six Through Twelve

Screen

Welcome to the Listening section of the ELPAC test.




Make sure your desk is clear of all books, backpacks, cell phones, and electronic devices. These may not be used during the test.

In the Listening section, you will hear conversations and presentations. Use the  PLAY button to listen to them. You will hear them only once, so listen carefully.

Each question on the Listening test has a  PLAY button. You can use the  PLAY button at any time to hear the questions again. You must answer all the questions that go with each recording before you can go on to the next recording.

As you listen, you may take notes on scratch paper or you may take notes in the notepad section of the test.

When you are ready, select **Next** to begin the Listening questions.

Recorded Audio (Gr. 6–12)	Translated Message
<p>(Audio) Welcome to the Listening section of the ELPAC test.</p> <p>Make sure your desk is clear of all books, backpacks, cell phones, and electronic devices. These may not be used during the test.</p> <p>In the Listening section, you will hear conversations and presentations. Use the  PLAY button to listen to them. You will hear them only once, so listen carefully.</p> <p>Each question on the Listening test has a  PLAY button. You can use the  PLAY button at any time to hear the questions again. You must answer all the questions that go with each recording before you can go on to the next recording.</p> <p>As you listen, you may take notes on scratch paper or you may take notes in the notepad section of the test.</p> <p>When you are ready, select Next to begin the Listening questions.</p>	<p>(Audio)</p>

Kindergarten Through Grade Two Review Screen

Screen

Congratulations, you reached the end of the test!

Thank you for your attention and hard work.

If there are any questions you marked for review, they will be displayed in the box below. Please finish reviewing any questions you want to, then select Submit Test at the bottom of the screen.

Test Examiner (TE) Read Aloud (Gr. K–2)	Translated Message
(TE SAY) Congratulations, you reached the end of the test! Thank you for your attention and hard work.	(TE SAY)

Grades Three Through Twelve Review Screen

Screen

Congratulations, you reached the end of the test!

Thank you for your attention and hard work.

If there are any questions you marked for review, they will be displayed in the box below. Please finish reviewing any questions you want to, then select Submit Test at the bottom of the screen.

Recorded Audio (Gr. 3–12)	Translated Message
N/A (No recorded audio for this screen)	(Screen text)

Listening—task type directions

Task	Grade	Message	Translated Message
Listen to a Short Exchange	Grades K–12	Listen to a conversation.	[translated text]
Listen to a Classroom Conversation	Grades 1–12	Listen to a conversation.	[translated text]
Listen to a Story	Grades K–5	Listen to a story.	[translated text]
Listen to an Oral Presentation	Grades K–12	Listen to some information.	[translated text]
Listen to a Speaker Support an Opinion	Grades 6–12	Listen to a conversation.	[translated text]

Reading—Domain-level Directions

Kindergarten Through Grade One

Screen

Reading Test

Test Examiner (TE) Read Aloud (Gr. K–1)	Translated Message
<p>(TE SAY) This is the Reading section of the ELPAC test.</p> <p>In this part of the test, we are going to read together. I will ask you some questions. You will point to your answer or tell me your answer with words. If you are unsure of how to respond to a question, just respond the best you can.</p> <p>If you need me to repeat a question, just ask.</p> <p>You will now begin the Reading questions.</p>	<p>(TE SAY)</p>

Grade Two

Screen

This is the Reading section of the ELPAC test.

In this part of the test, we are going to read together. I will ask you some questions. You will point to your answer or tell me your answer with words. If you are unsure of how to respond to a question, just respond the best you can. If you need me to repeat a question, just ask.

You will now begin the Reading questions.

Test Examiner (TE) Read Aloud (Gr. 2)	Translated Message
<p>(TE SAY) This is the Reading section of the ELPAC test.</p> <p>In this part of the test, we are going to read together. I will ask you some questions. You will point to your answer or tell me your answer with words. If you are unsure of how to respond to a question, just respond the best you can. If you need me to repeat a question, just ask.</p> <p>You will now begin the Reading questions.</p>	<p>(TE SAY)</p>

Grades Three Through Twelve (Summative ELPAC)

Screen

Welcome to the Reading section of the ELPAC test.

Make sure your desk is clear of all books, backpacks, cell phones, and electronic devices. These may not be used during the test.

In this part of the test, you will read some passages and answer questions about them. Some passages may be student essays. Student essays may contain errors.

You must answer all the questions that go with each passage before you can go on to the next passage.

If you want any directions read to you during the test, just ask.

When you are ready, select **Next** to begin the Reading questions.

Recorded Audio (Gr. 3–12)	Translated Message
<p>(Audio) Welcome to the Reading section of the ELPAC test.</p> <p>Make sure your desk is clear of all books, backpacks, cell phones, and electronic devices. These may not be used during the test.</p> <p>In this part of the test, you will read some passages and answer questions about them. Some passages may be student essays. Student essays may contain errors.</p> <p>You must answer all the questions that go with each passage before you can go on to the next passage.</p> <p>If you want any directions read to you during the test, just ask.</p> <p>When you are ready, select Next to begin the Reading questions.</p>	<p>(Audio)</p>

Grades Three Through Twelve (Initial ELPAC)

Screen

Welcome to the Reading section of the ELPAC test.

Make sure your desk is clear of all books, backpacks, cell phones, and electronic devices. These may not be used during the test.

At the beginning of this section of the test, you will see some pictures and you will choose the sentence that matches the picture. After that, you will read some passages and answer questions about them. Some passages may be student essays. Student essays may contain errors.

You must answer all the questions that go with each passage before you can go on to the next passage.

If you want any directions read to you during the test, just ask.

When you are ready, select **Next** to begin the Reading questions.

Recorded Audio (Gr. 3–12)	Translated Message
<p>(Audio) Welcome to the Reading section of the ELPAC test.</p> <p>Make sure your desk is clear of all books, backpacks, cell phones, and electronic devices. These may not be used during the test.</p> <p>At the beginning of this section of the test, you will see some pictures and you will choose the sentence that matches the picture. After that, you will read some passages and answer questions about them. Some passages may be student essays. Student essays may contain errors.</p> <p>You must answer all the questions that go with each passage before you can go on to the next passage.</p> <p>If you want any directions read to you during the test, just ask.</p> <p>When you are ready, select Next to begin the Reading questions.</p>	<p>(Audio)</p>

Kindergarten Through Grade Two Review Screen

Screen

Congratulations, you reached the end of the test!

Thank you for your attention and hard work.

If there are any questions you marked for review, they will be displayed in the box below. Please finish reviewing any questions you want to, then select Submit Test at the bottom of the screen.

Test Examiner (TE) Read Aloud (Gr. K–2)	Translated Message
<p>(TE SAY) Congratulations, you reached the end of the test!</p> <p>Thank you for your attention and hard work.</p>	<p>(TE SAY)</p>

Grades Three Through Twelve Review Screen

Screen

Congratulations, you reached the end of the test!

Thank you for your attention and hard work.

If there are any questions you marked for review, they will be displayed in the box below. Please finish reviewing any questions you want to, then select Submit Test at the bottom of the screen.

Recorded Audio (Gr. 3–12)	Translated Message
N/A (No recorded audio for this screen)	(Screen text)

Reading—task type directions

Task	Grade	Message	Translated Message
Read-Along Word with Scaffolding	Kindergarten	We are going to read together.	[translated text]
Read-Along Story with Scaffolding	Grades K–1	<p>We are going to read together.</p> <p><i>[Prompt language should remain in English]</i></p> <p>Point to where we should start reading.</p> <p>We will start reading here. Put your finger here. Follow along with your finger as I read.</p> <p><i>[Prompt language should remain in English]</i></p> <p>Now I will read the story to you. Listen while I read.</p>	[translated text]
Read-Along Information	Grades K–1	Now we are going to read together. Listen while I read.	[translated text]

Reading—task type directions (*continuation one*)

Task	Grade	Message	Translated Message
Read and Choose a Word	Grade 1	Look at the picture. Point to the word that matches the picture.	[translated text]
Read and Choose a Word	Grade 2	Look at the picture. Choose the word that matches the picture.	[translated text]
Read and Choose a Sentence	Grade 1	Look at the picture. Point to the sentence that matches the picture.	[translated text]
Read and Choose a Sentence	Grades 2–12	Look at the picture. Choose the sentence that matches the picture.	[translated text]
Read a Short Informational Passage	Grade 1	Now you are going to read a text on your own. I will ask you some questions about what you have read.	[translated text]
Read a Short Informational Passage	Grades 2–12	Read the text, then answer the questions.	[translated text]
Read a Student Essay	Grades 3–12	A student has written an essay. The essay may include errors. Read the essay, then answer the questions.	[translated text]
Read a Literary Passage	Grade 1	Now you are going to read a story on your own. Then you will answer questions about what you have read.	[translated text]

Reading—task type directions (*continuation two*)

Task	Grade	Message	Translated Message
Read a Literary Passage	Grades 2–12	Read the story, then answer the questions.	[translated text]
Read an Informational Passage	Grade 1	Now you will read a text on your own. Then you will answer some questions about what you have read.	[translated text]
Read an Informational Passage	Grades 2–12	Read the text, then answer the questions.	[translated text]

Writing—Domain-level Directions

Kindergarten Through Grade Two

Screen

(No screen—all on paper)

Test Examiner (TE) Read Aloud (Gr. K–2)	Translated Message
<p>(TE SAY) Today, you will take the ELPAC Writing test. If you are unsure of how to respond to a question, just respond the best you can.</p> <p>In this part of the test, you will write your answers to some questions on paper.</p> <p>If you need any questions repeated, just ask.</p> <p>You will now begin the Writing questions.</p>	<p>(TE SAY)</p>

Grades Three Through Twelve

Screen



Welcome to the Writing section of the ELPAC test.

Make sure your desk is clear of all books, backpacks, cell phones, and electronic devices. These may not be used during the test.

Each question on the Writing test has a  PLAY button. You can use the  PLAY button at any time to hear the questions again.

In this part of the test you will type your responses to questions in the boxes provided.

When you are ready, select **Next** to begin the Writing questions. Make sure to answer all questions in English.

Recorded Audio (Gr. 3–12)	Translated Message
<p>(Audio) Welcome to the Writing section of the ELPAC test.</p> <p>Make sure your desk is clear of all books, backpacks, cell phones, and electronic devices. These may not be used during the test.</p> <p>Each question on the Writing test has a  PLAY button. You can use the  PLAY button at any time to hear the questions again.</p> <p>In this part of the test you will type your responses to questions in the boxes provided.</p> <p>When you are ready, select Next to begin the Writing questions. Make sure to answer all questions in English.</p>	<p>(Audio)</p>

Grades Three Through Twelve Review Screen

Screen

Congratulations, you reached the end of the test!

Thank you for your attention and hard work.

If there are any questions you marked for review, they will be displayed in the box below. Please finish reviewing any questions you want to, then select Submit Test at the bottom of the screen.

Recorded Audio (Gr. 3–12)	Translated Message
N/A (No recorded audio for this screen)	(Screen text)

Writing—task type directions

Task	Grade	Message	Translated Message
Label a Picture— Word, with Scaffolding	Grades K–1	Now we are going to write some letters and words together.	[translated text]
Write a Story Together with Scaffolding	Grades K–2	We are going to write a story together.	[translated text]
Write an Informational Text Together	Grades 1–2	Now I am going to tell you some information. Listen carefully. Then we will write about what we have learned.	[translated text]
Describe a Picture	Grade 1	In this part of the test, you will write a sentence on your own.	[translated text]
Describe a Picture	Grade 2	Write about what is happening in the picture.	[translated text]
Describe a Picture	Grades 3–12	Imagine that you and a partner are going to describe a picture. Your partner has started writing a paragraph about the picture. The paragraph may contain errors. Read your partner's paragraph and then follow the directions for answering the two questions.	[translated text]

Writing—task type directions (*continuation one*)

Task	Grade	Message	Translated Message
Write About an Experience	Grade 1	<p>You are going to write in English about something that happened to you.</p> <p><i>[Prompt should remain in English]</i></p> <ul style="list-style-type: none"> • You should write at least one complete sentence. • Use descriptions, details, and examples to make your writing interesting. 	[translated text]

Writing—task type directions (*continuation two*)

Task	Grade	Message	Translated Message
Write About an Experience	Grade 2	<p>You are going to write a paragraph in English about your personal experience.</p> <p><i>[Prompt should remain in English]</i></p> <ul style="list-style-type: none"> • Your paragraph should include at least three complete sentences. • Use descriptions, details, and examples to make your writing interesting. • Check your writing for correct grammar, capital letters, punctuation, and spelling. • Do not write outside the box. Please write neatly. 	[translated text]

Writing—task type directions (*continuation three*)

Task	Grade	Message	Translated Message
Write About an Experience	Grades 3–12	<p>In the following box, you are going to write a paragraph in English about your personal experience.</p> <p><i>[Recording of prompt is in English]</i></p> <ul style="list-style-type: none"> • Your paragraph should include at least three complete sentences and should have a beginning, a middle, and an end. • Use descriptions, details, and examples to make your writing interesting. • Check your writing for correct grammar, capital letters, punctuation, and spelling. 	[translated text]

Writing—task type directions (*continuation four*)

Task	Grade	Message	Translated Message
Write About Academic Information	Grades 3–5	Imagine that you are writing a description with a classmate. Your classmate filled in information in a graphic organizer. Read the details in the graphic organizer. Then use the information to answer the two questions.	[translated text]
Write About Academic Information	Grades 6–12	Imagine that you are working on a group project. Some members of your group have created a graphic organizer. Use the information in the graphic organizer to answer the two questions.	[translated text]

Writing—task type directions (*continuation five*)

Task	Grade	Message	Translated Message
Justify an Opinion	Grades 3–5	<p>In the following box, you are going to write at least <u>one</u> <u>paragraph</u> in English about an important issue.</p> <p><i>[Recording of prompt is in English]</i></p> <ul style="list-style-type: none"> • Think about what you will write before you begin writing. • State your opinion clearly and give two or more reasons to support your opinion. • The paragraph should include at least three complete sentences. • Check your writing for correct grammar, capital letters, punctuation, and spelling. 	[translated text]

Writing—task type directions (*continuation six*)

Task	Grade	Message	Translated Message
Justify an Opinion	Grades 6–12	<p>In the following box, you are going to write at least <u>two paragraphs</u> in English about an important issue.</p> <p><i>[Recording of prompt is in English]</i></p> <ul style="list-style-type: none"> • Think about what you will write before you begin writing. • State your opinion clearly and give two or more reasons to support your opinion. • The paragraphs should include at least three complete sentences. • Check your writing for correct grammar, capital letters, punctuation, and spelling. 	[translated text]

Speaking—Domain-level Directions

Kindergarten Through Grade Two

Screen

Speaking Test

Spoken by Test Examiner (read aloud from the DFA)	Translated Message
<p>Today, you will take the ELPAC test. First, I am going to sign you in.</p> <p>[Follow login directions, including the recording check and sound and audio check]</p> <p>Remember to answer all of the questions in English. If you want me to repeat a question, you can ask me to. Now we are going to begin.</p>	[translated text]

Grades Three Through Twelve

Screen

Speaking Test

Spoken by Test Examiner (read aloud from the DFA)	Translated Message
<p>Today you will take the Speaking section of the ELPAC. First, I am going to sign you in.</p> <p>[Follow login directions, including the recording check and sound and audio check]</p> <p>Remember to answer all of the questions in English. If you want me to repeat a question, you can ask me to. Now we are going to begin.</p>	[translated text]

Kindergarten Through Grade 12 Review Screen

Screen

Congratulations, you reached the end of the test!

Thank you for your attention and hard work.

If there are any questions you marked for review, they will be displayed in the box below. Please finish reviewing any questions you want to, then select Submit Test at the bottom of the screen.

Spoken by Test Examiner (read aloud from the DFA)	Translated Message
This is the end of the Speaking test. Thank you for your attention and hard work.	[translated text]

Speaking—task type directions

Task	Grade	Message	Translated Message
Talk About a Scene	Grades K–12	Look at the picture. I am going to ask you some questions about it.	[translated text]
Speech Functions	Grades 2–5	I am going to tell you about a situation that could happen to you. Then, tell me what you would say.	[translated text]
Speech Functions	Grades 6–12	I'm going to tell you about a situation that could happen to you. Then, tell me what you would say. Make sure your answer is appropriate for your audience.	[translated text]
Support an Opinion	Grades K–12	I am going to ask you for your opinion.	[translated text]

Speaking—task type directions (*continuation one*)

Task	Grade	Message	Translated Message
Retell a Narrative	Grade K–5	Look at the pictures. I am going to tell you a story about the pictures. Listen carefully. You will hear the story only once. When I am finished, you will use the pictures to tell the story back to me.	[translated text]
Present and Discuss Information	Grades 6–12	I am going to ask you to talk about a graphic. Look at the graphic. <i>[Prompt should remain in English]</i> Take some time to read the graphic to yourself. Let me know when you are ready for me to ask you a question.	[translated text]
Summarize an Academic Presentation	Grade K–2	I am going to tell you some information. Listen carefully. You will hear the information only once. When I am finished, you will tell me about the information.	[translated text]

Speaking—task type directions (*continuation two*)

Task	Grade	Message	Translated Message
Summarize an Academic Presentation	Grades 3–12	<p>In this part of the test, you will listen to a recorded presentation. Please do not pause the presentation once it begins or select any buttons on the screen. Please do not touch your device until the presentation ends. Doing so can cause the test to stop.</p> <p>You are going to listen to some information. You will hear the information only once. There are pictures on the screen that go along with the information. You may take notes as you listen.</p> <p>When the presentation ends you will summarize the information you heard. You will explain the topic, include all the steps in the demonstration, and use relevant details and clear language.</p>	[translated text]